

(A) Graph Legend for selected section (Forecast is shown). This will display any item that is selected as visible in the filter mechanism.

(B) Title :
Forecast / History = **Product**.
Social = **Consumer Interest**.
Search = **Search**.
Econometric = **Econometric**.

(C) Button to toggle between Aggregate and Compared views of the items displayed in the current section.

(D) Item that has been selected in the filter mechanism.

(E) Item can be toggled ON and OFF Using this button. The button has three display states :

1. **Outline** when toggled off

2. **Colour of the section** when toggled on in Aggregate mode.

3. **Unique colour** when toggled on in Compare mode.

(F) Graph Legend Extension. This area will display any item visible on the graph which is not in the current section. This will only be shown if there are Items from sections other than the current selected section displayed.

(K) Minimise Graph Legend Extension.

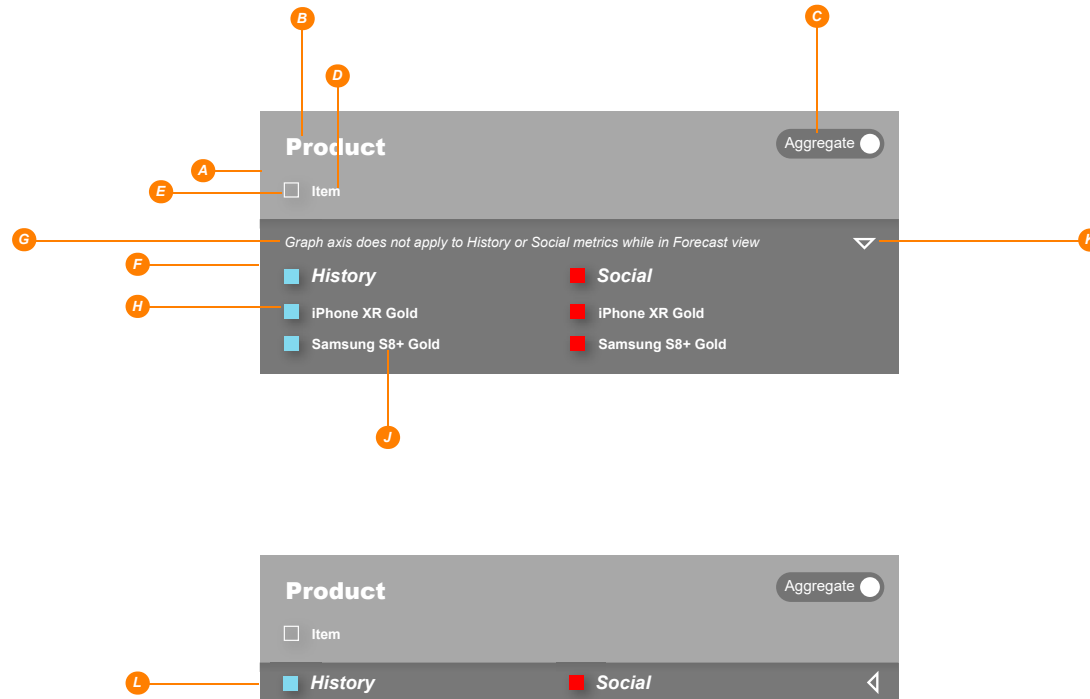
(L) Graph Legend Extension - Minimised.

(G) Text explaining that the graphs X & Y axis do not apply to the items displayed on the graph as shown below.

This text is replaced by the titles of the non-focussed but visible sections when the Extended Legend is minimised.

(H) Item can be toggled ON and OFF Using this button. Button has the same display states as **(E)**

(J) Item that has been selected in the filter mechanism.

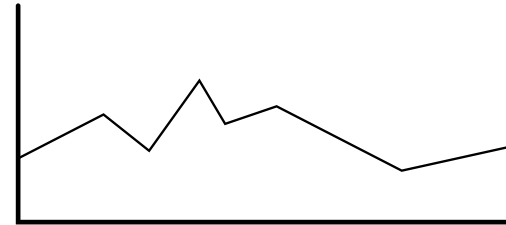
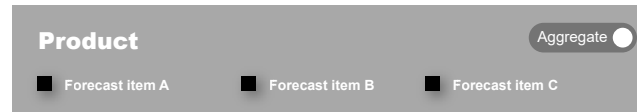


Aggregate - toggled ON

All Items are set as visible in the Filter.

Items are displayed on the Graph, by default in Aggregate mode, as one line.

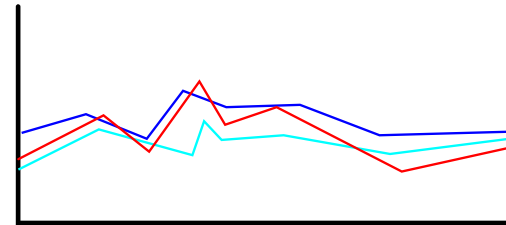
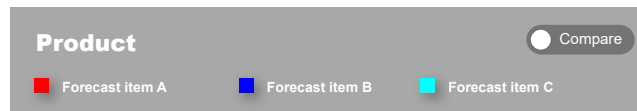
As there is only one line on the graph, all Items have the same colour markers



Compare - toggled ON


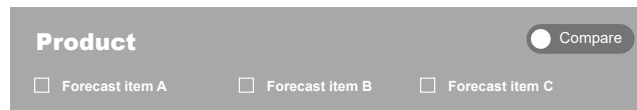
The view mode has been toggled from Aggregate to Compare

There are now three lines on the graph, all Items have their own colour markers



Compare/Aggregate - toggled OFF

All Items have visibility toggled off. When an item is not visible, it is not included in the calculation for aggregation.



Select an item

An item can be selected by clicking on its line on the graph or by clicking on its Legend listing.

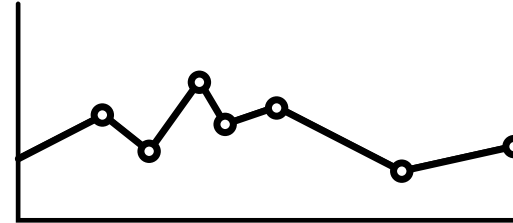
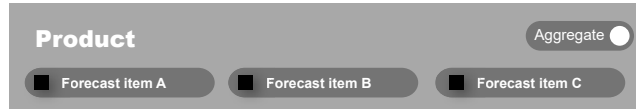
Deselect an item

An item can be deselected by :

- clicking on its line while it's selected
- clicking on its Legend listing while it's selected
- clicking on another line
- clicking on another Legend item listing.

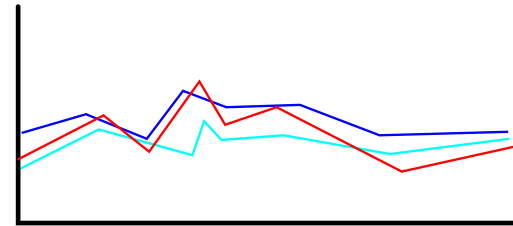
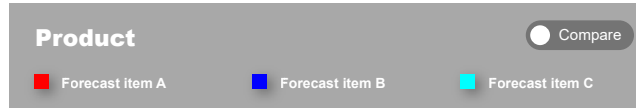
Highlight - Aggregate mode

On click, all items being aggregated are highlighted




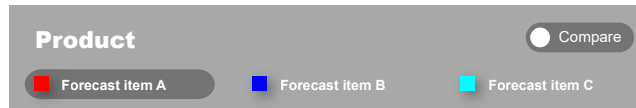
Highlight - Aggregate to Compare mode

If user toggles Compare while items are selected in Aggregate mode - All items will be de-selected in Compare mode.



Highlight - Compare mode

On click, item A is selected and is highlighted on the graph



See item as “view separately” in Aggregate mode

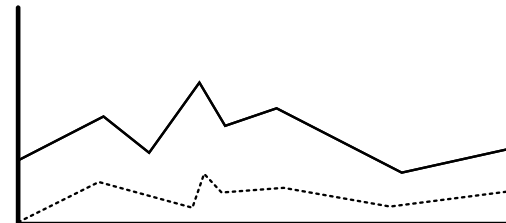
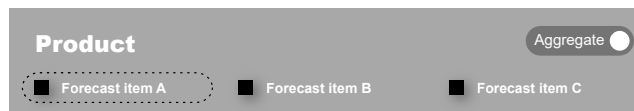
In Aggregate mode it is possible to view an Item in isolation AS WELL as being part of the aggregate calculation and line presentation.

An Item can only be set to be ‘show separately’ from the ‘Show Separately Filter mechanism’ (see Show Separately Wireframe).

An item cannot be shown on the graph separately if it is not toggled as visible.

Viewing an item separately cannot be set from the legend.

The Legend only explains what is displayed on the graph and toggles items ON or OFF.



Aggregate - multiple metrics visible


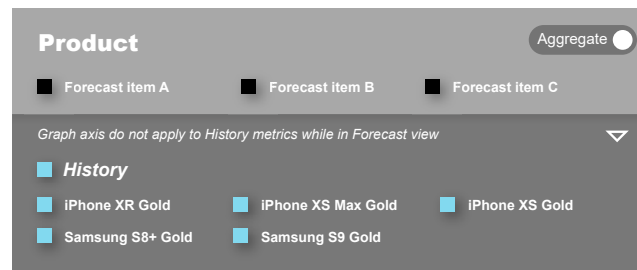
Shown here : Forecast and History

Forecast is set to aggregate mode.

History is set to Compare mode from the History section.

Items visible from History are shown in a panel under the Forecast legend.

Visibility of the History items can be toggled On & Off from here.

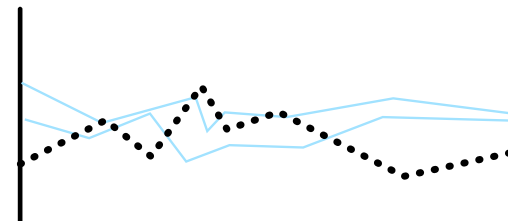
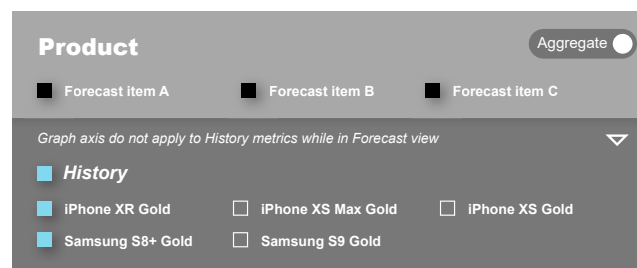


Aggregate - multiple metrics visible

Items in the History section can be toggled On and Off from here.

Items in the History section cannot be selected while graph is being viewed from the Forecast or Social sections.

The History toggle button will remain set to ON until all items have been manually toggled OFF, or the History toggle itself has been



Aggregate - multiple metrics visible

Shown here :

Forecast, History and Social

Forecast is set to aggregate mode.

History & Social are set to Compare mode from their respective sections.

Items visible from History & Social are shown in a panel under the Forecast legend.

Visibility of the History & Social items can be toggled On & Off from here.

Product

Aggregate ☒

Forecast item A

Forecast item B

Forecast item C

Graph axis does not apply to History or Social metrics while in Forecast view

History

iPhone XR Gold

Samsung S8+ Gold

iPhone XS Max Gold

Samsung S9 Gold

iPhone XS Gold

Social

iPhone XR Gold

Samsung S8+ Gold

iPhone XS Max Gold

Samsung S9 Gold

iPhone XS Gold

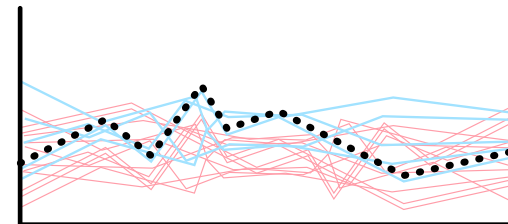
iPhone XR Gold

Samsung S8+ Gold

iPhone XS Max Gold

Samsung S9 Gold

iPhone XS Gold



Aggregate - multiple metrics visible

Shown here :

Forecast, History and Social


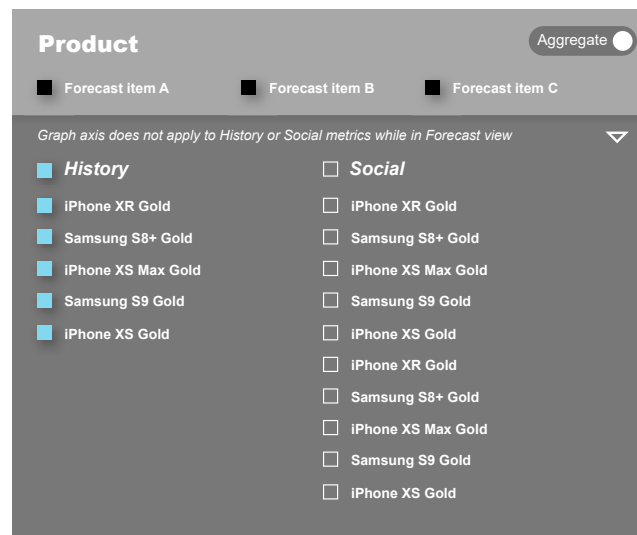
Forecast is set to aggregate mode.

History & Social are set to Compare mode from their respective sections.

Items visible from History & Social are shown in a panel under the Forecast legend.

Visibility of the History & Social items can be toggled On & Off from here.

Social is toggled OFF



Aggregate - multiple metrics visible

Shown here :

Forecast, History and Social

Forecast is set to aggregate mode.


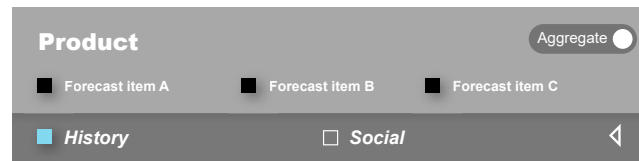
History & Social are set to Compare mode from their respective sections.

Items visible from History & Social are shown in a panel under the Forecast legend.

Visibility of the History & Social items can be toggled On & Off from here.

Social is toggled OFF

The Extended Legend panel has been minimised



Aggregate - multiple metrics visible

Shown here :

Forecast, History and Social are visible.

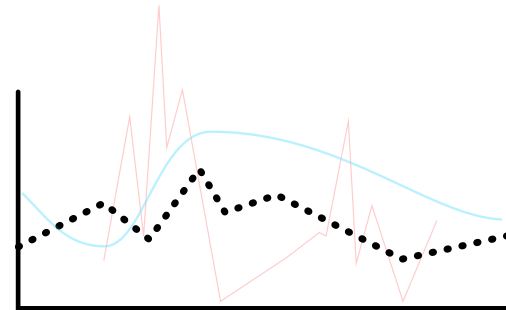
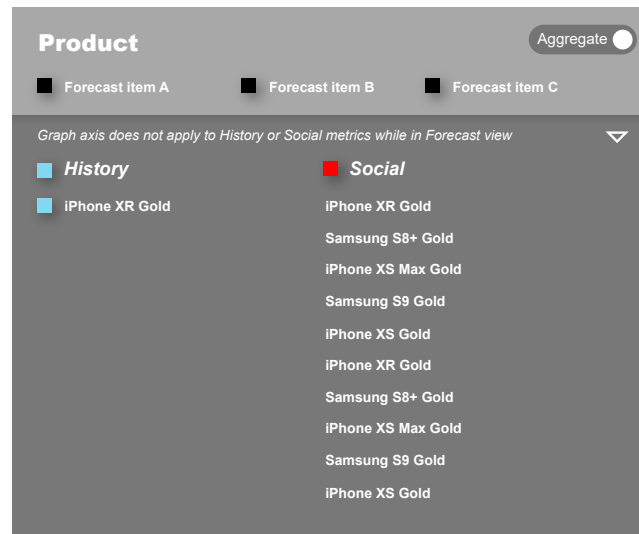
Forecast is set to aggregate mode.

History has one product selected (iPhone XR Gold)

Social has ten products selected and has been toggled to aggregate mode in the Social section.

Items visible from other sections (History & Social) are shown in a panel under the Forecast legend.

Visibility of the History and Social items can be toggled On & Off from here.



Aggregate - multiple metrics visible

Shown here :

Social has been toggled off. The aggregated Social line is not shown on the graph.

Product

Aggregate

Forecast Item A

Forecast Item B

Forecast Item C

Graph axis does not apply to History or Social metrics while in Forecast view

History

iPhone XR Gold

Social

iPhone XR Gold

Samsung S8+ Gold

iPhone XS Max Gold

Samsung S9 Gold

iPhone XS Gold

iPhone XR Gold

Samsung S8+ Gold

iPhone XS Max Gold

Samsung S9 Gold

iPhone XS Gold